

90 YEARS OF ENGINEERING EVOLUTION

1917 1970 1980 1990 2007



For 90 years, Mitsubishi has redefined the limits of technology. From the 1917 Mitsubishi Model A – Japan's first production car – to the 2008 Lancer Evolution, every vehicle has been ahead of its time. Our history is also the history of winning, from road racing to the grueling 2007 Dakar Rally. With a commitment to innovation and a passion for driving like ours, it's not hard to see where the Mitsubishi vehicles of today (and tomorrow) get their outstanding safety, durability and performance.

- 1917 Mitsubishi introduces Japan's first mass-production passenger car – the Model A
- 1936 Mitsubishi introduces Japan's first 4WD production passenger car – the PX33
- 1962 Mitsubishi 500 wins the Macau Grand Prix in the under 750cc class
- 1970 Galant GTO features the first 4G-series engine block
- 1974 Mitsubishi sweeps East African Safari Rally with 1st, 2nd and 3rd places
- 1976 Mitsubishi develops world's first Silent Shaft engine technology
- 1982 Tredia, Cordia and Starion become the first Mitsubishi cars to be sold in the U.S.
- 1985 Montero/Pajero wins its first Dakar Rally
- 1989 Galant VR-4 recognized by *Motor Trend* as "Import Car of the Year"
- 1990 1st-generation Eclipse launched in the U.S.
- 1992 INVECS (adaptive shift control) named "Technology of the Year"
- 1996 Mitsubishi wins first of four consecutive World Rally Driver's Championships
- 2007 Mitsubishi wins its 7th consecutive Dakar Rally, marking 12 wins overall

ECLIPSE COUPE AND SPYDER LANCER / LANCER EVOLUTION / GALANT SPORT SEDANS OUTLANDER / ENDEAVOR SUV'S RAIDER PICKUP

MITSUBISHICARS.COM
1.888.MITSU2008

NATLBRO-08-005



08 MITSUBISHI LANCER EVOLUTION





■ Highly evolved.

INTRODUCING THE NEXT GENERATION OF PERFORMANCE, THE 2008 MITSUBISHI LANCER EVOLUTION. IT'S THE MOST POWERFUL, MOST AGILE, MOST TECHNOLOGICALLY ADVANCED LANCER EVOLUTION WE'VE EVER BUILT. THIS ENTIRELY REDESIGNED AND REENGINEERED EVOLUTION IS MORE IMPRESSIVE IN EVERY CATEGORY, INSIDE AND OUT. ONE GLANCE AT ITS SLEEK NEW EXTERIOR WILL MAKE THAT CLEAR. AND ONE BREATHTAKING DRIVE WILL LEAVE NO DOUBT THAT FOR ASTOUNDING PERFORMANCE, IT'S THE NATURAL SELECTION.



TWIN CLUTCH SPORTRONIC® SHIFT TRANSMISSION



18-INCH ALLOY WHEELS



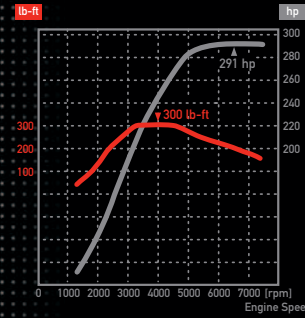
291-HORSEPOWER TURBOCHARGED ENGINE



Encore performance.

LANCER EVOLUTION'S ASTOUNDING PERFORMANCE IS STRONGER THAN EVER. AND WHILE EVOLUTION CONTINUES TO IMPROVE WITH EACH GENERATION, TWO FACTORS OF THIS WINNING EQUATION HAVE REMAINED THE SAME: ALL LANCER EVOLUTIONS ARE POWERED BY A 2.0-LITER TURBOCHARGED ENGINE AND ALL POSSESS THE GRIP OF ALL-WHEEL DRIVE.

THE NEWEST POWERPLANT IS A TECHNOLOGICAL TOUR DE FORCE, WITH FEATURES LIKE AN ADVANCED TWIN-SCROLL TURBOCHARGER, INTERCOOLER, AND AN ALUMINUM CYLINDER HEAD AND BLOCK. WITH THE LIGHTEST AND STRONGEST ENGINE IT'S EVER HAD, THE 2008 LANCER EVOLUTION IS ONE FAST ACT TO FOLLOW.



THE ESSENCE OF EVO

Lancer Evolution's racing heritage shines through loud and clear. The turbocharger and massive intercooler combine to produce 291 horsepower from only 2.0 liters. Enough to put a smile on anyone's face.



PERFORMANCE EQUALS POWER MINUS WEIGHT

The turbocharged 4B11 engine features an aluminum block and cylinder head for light weight and efficiency. But it's not just light. It features a semi-closed deck designed to hold up under boost pressure.



TWIN-SCROLL TURBOCHARGER POWER

Turbocharged boost comes from the heart of the Lancer Evolution powerplant — a twin-scroll Mitsubishi Heavy Industries turbocharger that reduces lag for fast, linear power delivery.



We have a gear
for that.



EFFICIENT USE OF POWER IS KEY TO PERFORMANCE DRIVING AND PRECISELY WHY WE ENGINEERED OUR TWIN CLUTCH SPORTRONIC® SHIFT TRANSMISSION (TC-SST)*. THIS "AUTOMATED MANUAL" TRANSMISSION UTILIZES TWO CLUTCHES TO ACHIEVE THE POWER EFFICIENCY OF A MANUAL GEARBOX WHILE ALLOWING SMOOTH, ULTRA-FAST SHIFTING. AND WITH THREE SHIFT MODES TO CHOOSE FROM - NORMAL, SPORT AND S-SPORT - YOU'LL BE READY NO MATTER WHAT THE ROAD BRINGS.



* Late introduction

TO SHIFT OR NOT TO SHIFT

If the three shift modes offered by Lancer Evolution's TC-SST transmission aren't enough, you can shift it yourself, too, with the magnesium paddle shifters mounted behind the steering wheel. The shifts are just as precise and lightning-fast as in the automatic modes, but you have complete control.



TWO CLUTCHES, SIX GEARS, NO PEDAL

The heart of the Twin Clutch Sportronic® Shift transmission is a tough group of closely spaced gears organized onto twin matching transmission shafts. This allows it to click off shifts much faster than any human driver, as well as keep power flowing between shifts.



Lancer Evolution GSR with optional equipment.



When cornered, its true character is revealed.

THE ROAD MAY BE UNPREDICTABLE, BUT YOU CAN ALWAYS RELY ON LANCER EVOLUTION TO HELP. WE AUGMENTED ITS ALREADY SURE-FOOTED NATURE WITH SUPER ALL-WHEEL CONTROL (S-AWC), AN ADVANCED ALL-WHEEL CONTROL SYSTEM THAT VARIES AVAILABLE TORQUE TO EACH WHEEL DEPENDING ON ROAD AND DRIVING CONDITIONS. DURING CORNERING, BRAKING AND ACCELERATING, OR WHEN NEGOTIATING TREACHEROUS ROAD SURFACES, S-AWC MAKES ADJUSTMENTS TO MAXIMIZE TRACTION AND MAINTAIN EVOLUTION'S AGREEABLE ROAD MANNERS.



POWERFUL CONTROL

Power is nothing without traction, so Lancer Evolution's AWD control system uses all four wheels and tires to get that power to the pavement. S-AWC unites the different parts of the system – Active Center Differential (ACD), Active Yaw Control (AYC), Active Stability Control (ASC) and a Sports Anti-lock Braking System (ABS). Power is distributed to front and rear via the ACD, while AYC transfers power between left and right on the rear axle. ASC helps keep the car on the driver's intended path while cornering and ABS with EBD improves control and stability during hard braking maneuvers. Adding versatility is a mode switch that lets the driver vary system behavior for different road surfaces. Set it on "TARMAC" and get ready for dynamics optimized for dry pavement. "GRAVEL" prepares Evolution for loose road action. On "SNOW" the system modulates power delivery to help increase traction on slippery surfaces. This gives the driver unreal traction in almost any road condition or combination of cornering, braking and acceleration.




There's nothing like a few curves to set you straight.

FEW THINGS LIFT THE SPIRIT LIKE AN EXHILARATING DRIVE. ESPECIALLY WHEN THAT DRIVE IS IN THE 2008 LANCER EVOLUTION. FORGED WITH OUR RIGID REINFORCED IMPACT SAFETY EVOLUTION (RISE) UNIBODY, THIS IS OUR BEST-HANDLING LANCER EVOLUTION YET. WHILE WE MADE EVOLUTION STRONGER, WE USED A VARIETY OF WEIGHT SAVING MEASURES LIKE AN ALUMINUM ROOF AND ALUMINUM CONTROL ARMS TO HELP KEEP THE LANCER EVOLUTION — AND YOUR SPIRITS — LIGHT.

RACE-READY BRAKES

Evolution MR's racing-inspired Brembo® brakes feature 2-piece rotors with aluminum rotor hats. This reduces unsprung and rotating weight for better handling and performance without sacrificing any braking ability.



TOP-SHELF SUSPENSION

Race cars use the best parts for every purpose, no matter what the brand. We brought this philosophy to Lancer Evolution MR, too — Eibach® springs and BILSTEIN® struts give uncompromising performance and handling. This suspension also keeps the ride supple over real-world pavement, with tough forged-aluminum control arms and enough travel for tough roads.



PERFORMANCE FROM THE INSIDE

This Lancer Evolution is built on the most rigid foundation ever. The stiff unibody construction lets the suspension do what it's engineered to do: soak up bumps and g-forces. Careful use of technology, including aluminum roof, hood and fenders, and a rear-mounted battery optimize weight distribution front to rear and lower the center of gravity for enhanced performance and durability.





How will you wield your power?

Fast friends.

LANCER EVOLUTION'S SPORTY INTERIOR MAY LOOK ALL BUSINESS, BUT DON'T RACE TO CONCLUSIONS. EVEN WITH EVERY SEAT FILLED, THERE IS STILL ROOM FOR COMFORT. WITH PREMIUM FEATURES LIKE A SUPERB 650-WATT ROCKFORD FOSGATE® AUDIO SYSTEM, THE FIRM SUPPORT OF STANDARD RECARO® SEATS OR THE SUPPLE FEEL OF AVAILABLE LEATHER AND SUEDED SEATS, YOU AND YOUR FRIENDS WILL ENJOY A LEVEL OF REFINEMENT THAT MATCHES EVOLUTION'S EXCITEMENT. SO DON'T HESITATE TO TREAT THE GANG TO SOME FANTASTIC PERFORMANCE. REMEMBER: EXHILARATION LOVES COMPANY.

RECARO® SEATS

Lancer Evolution's incredible seats aren't just for looks. Thick, heavy bolsters give the driver and passenger support in even the fastest corner, while textured fabric or leather and sueded upholstery holds them firmly in upscale comfort.



YOUR CONNECTION TO THE ROAD

Together with the seat, the steering wheel is one of a driver's most critical connections to the car. We took this into account, giving Lancer Evolution a wheel designed to enhance the driving experience. The hefty leather rim feels good in the hands and the wheel has a small diameter for quick turning. Silver-finish trim gives it good looks as well.





INFORMATION AHEAD

Lancer Evolution's high-contrast meters give drivers critical information in a clear, readable format, day or night. The configurable multi-information display shows distance to empty, current gear position, fuel level, service reminders and more. The display also interfaces with the car's S-AWC, giving you even more performance information.



FAST-KEY

Lancer Evolution can be equipped with Mitsubishi's FAST-Key (Freehand Advanced Security Transmitter-Key) for easy access. When the FAST-Key is within 2.5 feet of the doors or trunk, simply grip the handle to unlock the door, and start the vehicle with the keys conveniently tucked away in a pocket.

Bluetooth®

You can't experience the full range of Lancer Evolution's capabilities when you're trying to talk on a mobile phone, so we gave MR a Bluetooth® hands-free cellular phone interface with voice recognition. After setting up a phone, you can place calls, answer them, and even look up phone numbers and names without moving your hands from the steering wheel.

*The Bluetooth® word mark and logos are owned by the Bluetooth SIG, Inc., and any use of such marks by Mitsubishi is under license.



Enjoy six months of pre-paid SIRIUS® Satellite Radio* service, with more than 130 channels of programming, including 69 commercial free music channels. You're bound to find the perfect soundtrack for the road. Standard with the available Rockford Fosgate® audio system.

*©SIRIUS Satellite Radio Inc. "SIRIUS", the SIRIUS dog logo and related marks are trademarks of SIRIUS Satellite Radio, Inc.



ROCKFORD FOSGATE® AUDIO SYSTEM

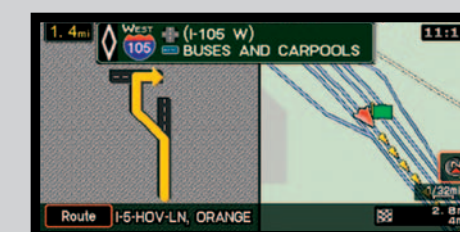
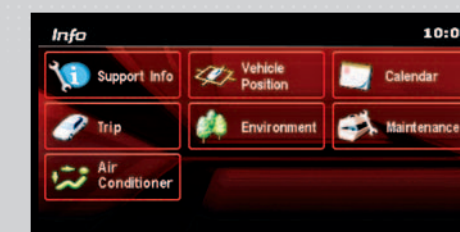
The available Rockford Fosgate® audio system drives nine speakers in seven locations (including a 10-inch long-throw PUNCH® subwoofer). All are controlled by a Digital Signal Processor with 650 watts of deep bass and crashing highs. It's more than just an add-on, too. Automatic sound compensation automatically adjusts volume and equalizer levels based on vehicle speed.

Guiding. Entertaining. Informing. Amazing.

LANCER EVOLUTION'S HIGH PERFORMANCE EXTENDS WELL BEYOND THE ENGINE COMPARTMENT. THE INSTRUMENT PANEL IS VIRTUALLY BRIMMING WITH HIGH-TECH ADVANCEMENTS LIKE A POWERFUL ROCKFORD FOSGATE® AUDIO SYSTEM, BLUETOOTH® TECHNOLOGY, LCD MULTI-INFORMATION DISPLAY AND AVAILABLE 30GB HARD DRIVE NAVIGATION SYSTEM WITH MUSIC SERVER.

AVAILABLE NAVIGATION SYSTEM

The best driving roads are hard to find, so Evolution comes with an available 30GB navigation system with touch screen. It includes an industry first Diamond Lane Navigation Guidance™ system that allows drivers to navigate a route exclusively using carpool/HOV lanes, and it uses a hard drive instead of a DVD for ultra-fast data access. The system includes a DVD player and a multi-format music system with 6GB (more than 1,200 tunes) of music storage.





SPECIFICATIONS

POWER

ENGINE

Engine Type	GSR/MR:	2.0-liter (1,998 cc) turbocharged inline-4, aluminum block and head (4B11)
Valvetrain	GSR/MR:	DOHC, 16-valve with Mitsubishi Innovative Valve-timing Electronic Control (MIVEC)
Horsepower/Torque	GSR/MR:	291 hp @ 6,500 rpm/300 lb-ft @ 4,000 rpm
EPA-Estimated City/Highway Fuel Economy ¹	GSR/MR:	MT: 16/22 mpg TC-SST: TBD ²
Recommended Fuel	GSR/MR:	Premium unleaded

TRANSMISSION

Transmission Type	GSR:	5-speed manual transmission
	MR:	6-speed Twin Clutch Sportronic® Shift Transmission (TC-SST) ²

HANDLING

SUSPENSION

Front	GSR:	Inverted MacPherson-strut with forged aluminum control arms, strut tower bar and stabilizer bar
	MR:	Inverted MacPherson-strut with forged aluminum control arms, BILSTEIN® dampers, Eibach® coil springs, strut tower bar and stabilizer bar
Rear	GSR:	Independent multi-link with forged aluminum control arms and stabilizer bar
	MR:	Independent multi-link with forged aluminum control arms, BILSTEIN® dampers, Eibach® coil springs and stabilizer bar

STEERING

Type	GSR/MR:	Power rack-and-pinion; 2.27 turns, lock to lock
Turning Circle	GSR/MR:	38.7 ft, curb to curb

BRAKES

Front	GSR:	13.8 in Brembo® ventilated disc
	MR:	13.8 in Brembo® 2-piece ventilated disc
Rear	GSR/MR:	13.0 in Brembo® ventilated disc
Control System	GSR/MR:	Standard 4-channel sports ABS with EBD

WHEELS AND TIRES

Wheels/Tires	GSR:	18x8.5 in Enkei® alloy, 245/40R18 Yokohama Advan®
	MR:	18x8.5 in BBS® forged alloy, 245/40R18 Yokohama Advan®

DIMENSIONS

EXTERIOR

Wheelbase	104.3 in
Length	177.0 in
Width	71.3 in
Height	58.3 in
Track Width	Front: 60.8 in Rear: 60.8 in

WEIGHT AND CAPACITY

Curb Weight	GSR: 3,517 lbs
	MR: 3,594 lbs
Fuel Tank Capacity	14.5 gal

INTERIOR

Head Room	Front: 40.6 in	Rear: 36.9 in
	Shoulder Room	Front: 54.7 in
Hip Room	Front: 53.3 in	Rear: 54.1 in
	Leg Room	Front: 42.5 in
Interior Volume	100.2 cu ft	
Passenger Volume	93.2 cu ft	
Cargo Volume	6.9 cu ft	

EQUIPMENT

PERFORMANCE

S	S	291-horsepower turbocharged 2.0-liter DOHC MIVEC engine (4B11)
S	-	5-speed manual transmission
-	S	6-speed Twin Clutch Sportronic® Shift Transmission (TC-SST) ²
-	S	Magnesium steering wheel paddle shifters
S	-	Sport-tuned suspension
-	S	Sport-tuned suspension with Eibach® springs and BILSTEIN® struts
S	S	Super All-Wheel Control (S-AWC)
S	S	S-AWC mode switch (steering wheel-mounted on GSR)
S	S	Brembo® brake system, front and rear
-	S	2-piece front brake rotors with alloy hats
S	-	18-inch Enkei® alloy wheels with Silver finish
-	S	18-inch BBS® forged alloy wheels with Diamond Black finish

EXTERIOR

S	S	Auto-off headlamps with Daytime Running Lights (DRL)
S	-	Reflector-type halogen headlamps
P	S	Xenon High-Intensity Discharge (HID) headlamps
S	S	Fog lights
S	S	Clear tail light clusters with chrome reflectors
S	S	UV-blocking windshield and side windows
S	S	Dual power sideview mirrors (manual folding)
S	-	Black grille with black surround
-	S	Graphite Silver grille with chrome surround
S	S	Color-keyed door handles and sideview mirrors
-	S	Color-keyed air vents
S	-	Color-keyed rear spoiler
P	S	Color-keyed large rear spoiler
-	S	Chrome beltline moulding
S	S	Aluminum roof, hood and front fender panels
S	S	Dual exhaust finishers

INTERIOR

S	S	Sculpted cockpit-style dash with amber illumination and dial-type climate controls
S	S	High-contrast instruments with silver meter bezels
S	S	2-color multi-information display showing fuel level, TC-SST gear selection and mode, outside temperature, S-AWC status plus driver-selectable screens
S	S	Tilt steering column
S	S	Steering wheel-mounted cruise control
S	S	Leather-wrapped sport steering wheel with silver accents
S	S	Leather-wrapped shift knob
S	S	RECARO® semi-bucket racing seats with fixed head rests
S	S	Rear seats with center armrest; cup holders inside armrest
S	-	Sports fabric interior
-	S	Leather and sueded seating surfaces
S	-	Geometric printed trim on dash and front doors
-	S	Phantom Black trim on dash and front doors
S	S	Chrome inside door handles
S	S	Dual covered vanity mirrors
S	S	Dual map lights
S	S	Front center console with concealed storage under center armrest and 12-volt power outlet
S	S	Carpeted, lighted trunk with remote release
S	S	Carpeted floor mats
-	S	Door scuff plates (front only)

SAFETY AND SECURITY

S	S	Reinforced Impact Safety Evolution (RISE) unibody construction with front and rear crumple zones
S	S	Dual advanced front airbags with seat position and occupant sensors ³
S	S	Front seat-mounted side airbags ³
S	S	Roof-mounted curtain airbags for front and outboard rear seats ³
S	S	Driver's knee airbag ³
S	S	3-point front seat belts with pretensioners and force limiters
S	S	Height-adjustable front shoulder belts
S	S	3-point rear seat belts in all three seating positions
S	S	Lower Anchors and Tethers for Children (LATCH) system
S	S	Tire Pressure Monitoring System (TPMS)
S	S	Sports ABS with Electronic Brakeforce Distribution (EBD)
S	S	Active Stability Control (ASC)
S	S	Active Yaw Control (AYC)
S	S	Active Center Differential (ACD)
S	S	Theft-deterrent engine immobilizer and alarm system
S	S	Emergency trunk release

COMFORT AND CONVENIENCE

S	S	Micron air filtration
S	S	Automatic climate control with silver-trimmed dials
S	S	Rear-seat heating ducts
S	S	Power windows with auto-up and down driver's window
S	S	Power door locks with security logic
S	-	Remote keyless entry
P	S	FAST-Key electronic keyless entry and starting system

AUDIO AND TECHNOLOGY

S	S	140-watt (maximum) Mitsubishi CD/MP3 audio system with six speakers, speed-sensitive volume/equalization and Digital Signal Processor (DSP)
P	P	650-watt (maximum) Rockford Fosgate® high-performance audio system, nine speakers, including trunk-mounted 10-inch dual-voice coil subwoofer, speed-sensitive volume/equalization, Digital Signal Processor (DSP), and PUNCH® control; SIRIUS® Satellite Radio with six months' prepaid subscription
P	-	In-dash 6-disc CD changer
A	P	Mitsubishi Multi Communication System; GPS navigation system with 30GB hard disc drive and Digital Music Server
P	P	Auxiliary audio input jack
-	S	Steering wheel-mounted audio controls
-	S	Bluetooth® hands-free cellular phone interface system with voice recognition

OPTION PACKAGES

0	-	Sight, Sound and Spoiler Package: Xenon HID headlamps with manual leveling; large rear spoiler; FAST-Key electronic entry and starting system; 650-watt (maximum) Rockford Fosgate® high-performance audio system; in-dash 6-disc CD changer; SIRIUS® Satellite Radio with six months' prepaid subscription
-	0	Technology Package: Mitsubishi Multi Communication System; GPS navigation with Diamond Lane Guidance; 30GB hard disc drive with Digital Music Server; in-dash DVD/CD player; multi-function 7-inch color LCD touchscreen; 650-watt (maximum) Rockford Fosgate® high-performance audio system; SIRIUS® Satellite Radio with six months' prepaid subscription
A	A	Accessory Aero Kit: Front airdam, rear airdam, side skirts, rear spoiler (GSR only - rear spoiler extension with large spoiler), brake air guides
A	A	Interior Sport Package: Sport shift knob, aluminum/leather emergency brake handle

S = Standard P = Available in package 0 = Option
A = Accessory - = Not available

¹EPA estimates are to be used as a standardized comparison with other vehicles. Your actual mileage will vary depending on how you drive and maintain your vehicle. ²Late introduction.

³Airbags are part of a Supplemental Restraint System (SRS). To decrease the risk of injury from a deploying airbag, always wear your seat belt, sit upright in the middle of the seat, and do not lean against the door. Always place children 12 and under in the rear seat and use appropriate child restraints. Never place a rear-facing infant restraint in the front seat. See your Owner's Manual and instructions provided with your child restraint for additional information.

BUILD YOUR OWN



MR



BLACK LEATHER AND SUEDED
PHANTOM BLACK TRIM



GSR



BLACK SPORTS FABRIC
GEOMETRIC PRINTED TRIM

Lancer Evolution GSR shown with optional equipment.

Log on to our Web site and browse our full lineup of new vehicles, get manufacturer's suggested retail price and customer rebate information, and "build" the Mitsubishi that's right for you. The site can help you locate your nearest dealer — or even have a dealer contact you. It's all at:

MITSUBISHICARS.COM



COLORS



GRAPHITE GRAY PEARL / BLACK INTERIOR



OCTANE BLUE PEARL / BLACK INTERIOR (GSR ONLY)



PHANTOM BLACK PEARL¹ / BLACK INTERIOR



APEX SILVER METALLIC / BLACK INTERIOR



RALLY RED METALLIC / BLACK INTERIOR



WICKED WHITE / BLACK INTERIOR

ACCESSORIES

Lancer Evolution's available accessories let you make it your own. Plus, when you buy Genuine Mitsubishi Accessories, you know they'll fit right and work right. The following accessories are available from your Mitsubishi Retailer:

- Intercooler pipe
- Front strut tower bar
- Rear strut tower bar
- HDDnavigation system with Digital Music Server
- In-dash 6-disc CD changer/tuner
- MP3/iPod® cable
- Cigar lighter
- Leather trimmed interior
- Carpeted floor mats
- All-weather floor mats
- Cargo organizer
- Parking brake grip (aluminum/leather)
- 5-speed shift knob (aluminum)
- TC-SST shift knob (aluminum/leather)
- Body side skirts
- Brake air guides (front)
- Front airdam
- Side deflectors
- Rear corner airdams
- Rear lip spoiler
- Rear spoiler extension
- Under floor air guide
- Mud flaps (black/aluminum)
- License plate frame
- Wheel locks



PARKING BRAKE GRIP



FRONT AIRDAM



INTERCOOLER PIPE

GOT YOU COVERED
WARRANTY

5 YEAR / 60,000^{MILE}
POWERTRAIN

3 YEAR / 36,000^{MILE}
BUMPER-TO-BUMPER

7 YEAR / 100,000^{MILE}
ANTI-CORROSION/PERFORATION

5 YEAR / UNLIMITED^{MILE}
ROADSIDE ASSISTANCE

¹Available at extra cost.

Technical data, equipment and options shown are based on the latest information available at the time of printing and are subject to change without notice. Colors may vary due to the printing process. Exterior and interior lights on vehicles shown may be illuminated for illustration purposes only. Vehicles are shown with optional equipment. Not all equipment is available on every model. For complete details about equipment configuration and Mitsubishi Genuine Accessories, please contact your Mitsubishi Retailer. See Mitsubishi Retailer for Limited Warranty and Roadside Assistance terms and conditions.

©2008 Mitsubishi Motors North America, Inc., 6400 Katella Ave., Cypress, CA 90630-0064 mitsubishicars.com 1-888-MITSU2008

Litho in U.S.A. on recycled paper.