



*Drive
Inspired*

MITSUBISHI

LANCER



Power and Control

INVECS-III CVT with 6-SPEED SPORTTRONIC

Continuously Variable Transmission (CVT) is a revolutionary technology in automobile transmission that transfers output to the drivetrain via steel belt and pulleys rather than gears of varying ratios. The belt moves up and down from the narrow and wide ends of the cone-shaped pulleys which allows for infinite "continuously variable" gear ratios.

With more gear ratios offered, the vehicle's engine can perform at its ideal speed and load.

CVTs offer the efficiency and economy of a manual transmission, along with the convenience of an automatic – promising the best of both worlds.

The Sportronic feature allows you to upshift and downshift on demand, giving you the performance of a close-ratio manual transmission without the need for a clutch.

In the end, the CVT delivers fun and sporty performance while delivering a shift-shock free ride as well as fuel efficiency.



CVT



- 1 Drive Pulley
- 2 Steel Belt
- 3 Driven Pulley



Low Range



High Range

5-Speed M/T

Rally purists will opt for the sporty performance of the smooth-shifting 5-speed manual that offers the excitement of hands-on engine performance. This precisely tuned system features keyless synchronizers on all gears to achieve a superior shift feel.



Safety



15" Ventilated Front Disc Brakes



14" Solid Rear Disc Brakes

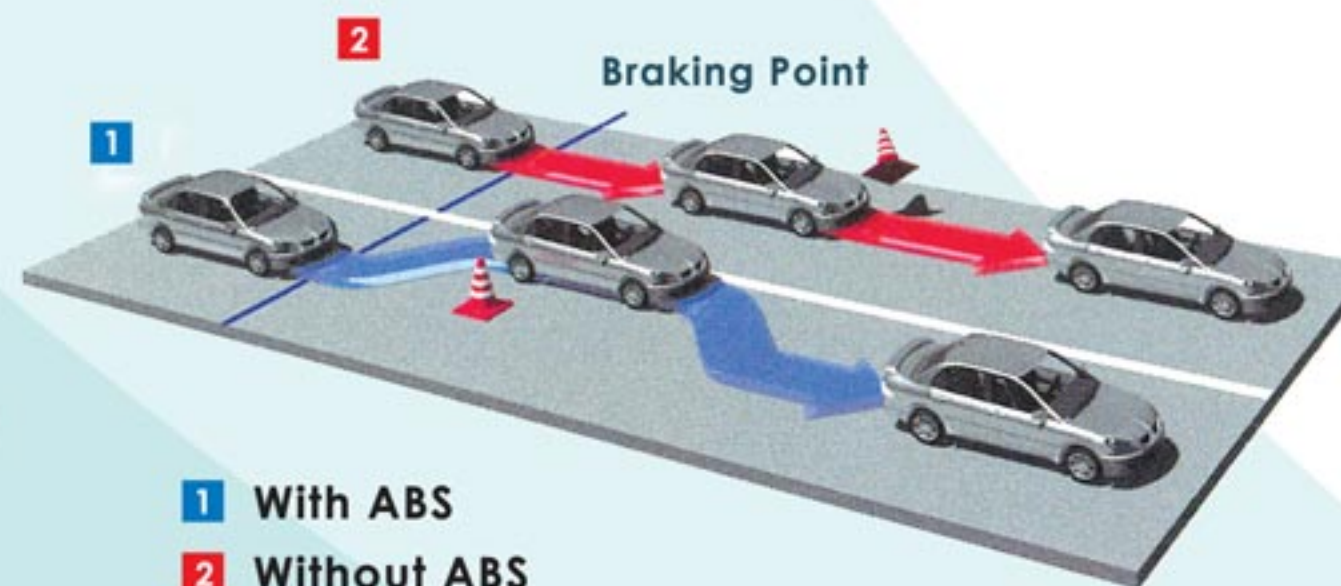
ABS and EBD (Lancer MX only)

While the Lancer offers an exhilarating driving experience, sooner or later you'll have to stop. And when you do, it is assured that the ABS with EBD system will be working with the ventilated front and rear disc brakes to make sure you come to a controlled stop.



Anti-Lock Braking System

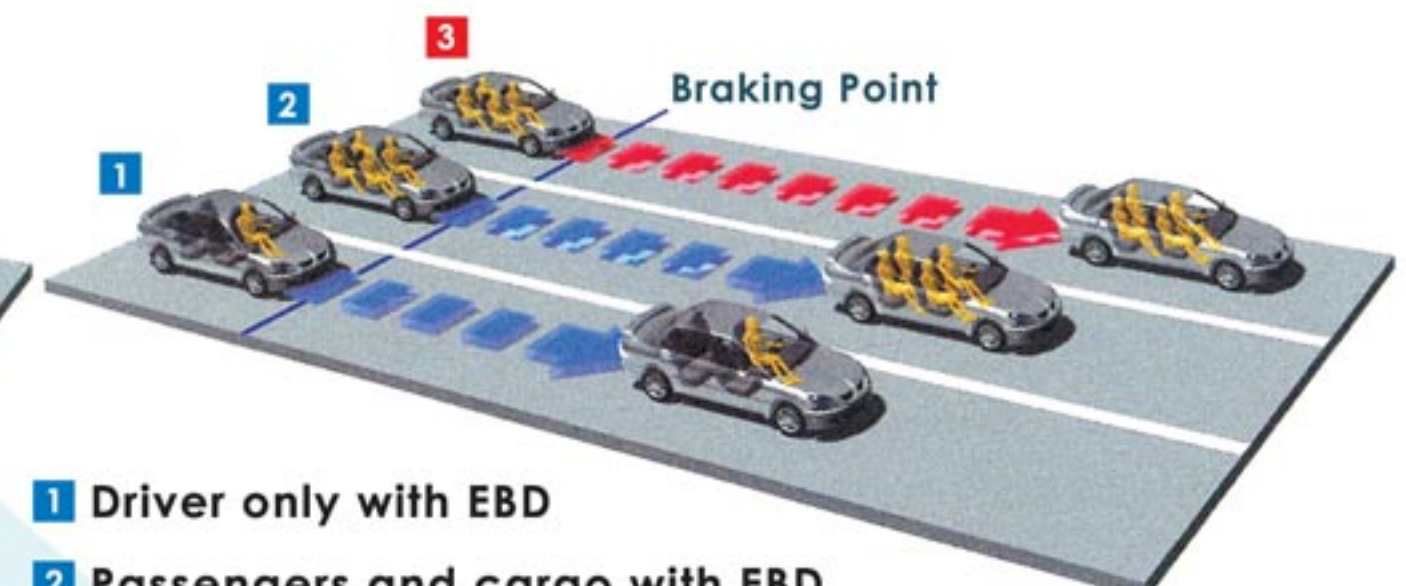
ABS activates the brakes thousands of times a second, preventing tire-lock. It also lets you steer safely around obstacles while braking to reduce speed.



- 1 With ABS
- 2 Without ABS

Electronic Brake-Force Distribution

EBD automatically adjusts brake bias to reduce stopping distance regardless of load and road condition.



- 1 Driver only with EBD
- 2 Passengers and cargo with EBD
- 3 Passengers and cargo without EBD

Ergonomics

Easy Access

The raised hip-point of both the front and rear seats makes getting in and out of Lancer easy.



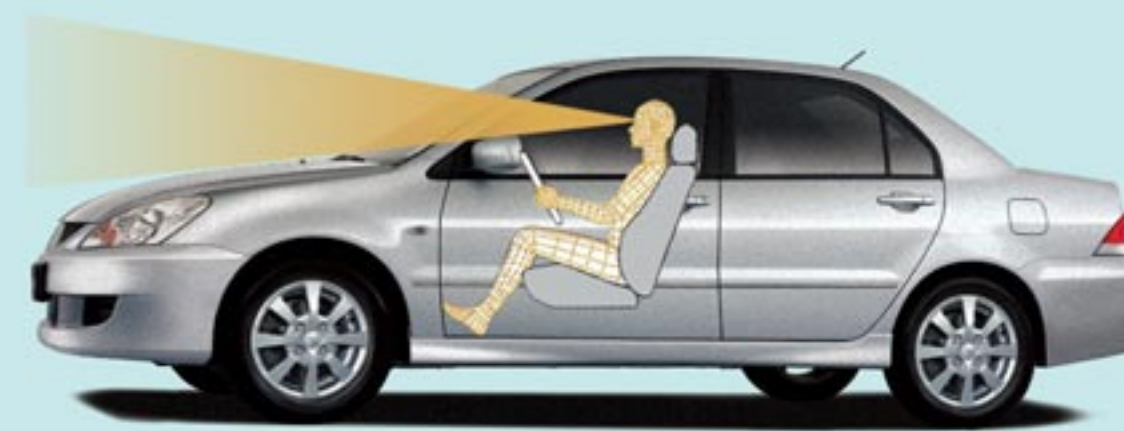
Comfortable Seating

Remarkable cabin forward design, raised seat position and inclined rear seatback make the interior feel more spacious than the sporty exterior would suggest.



All-Around Visibility

With its high seating, sporty low dashboard and design that eliminates blind spots, the Lancer puts you in full command.



Wide-opening trunk-lid for easy access

Large capacity trunk for convenient storage





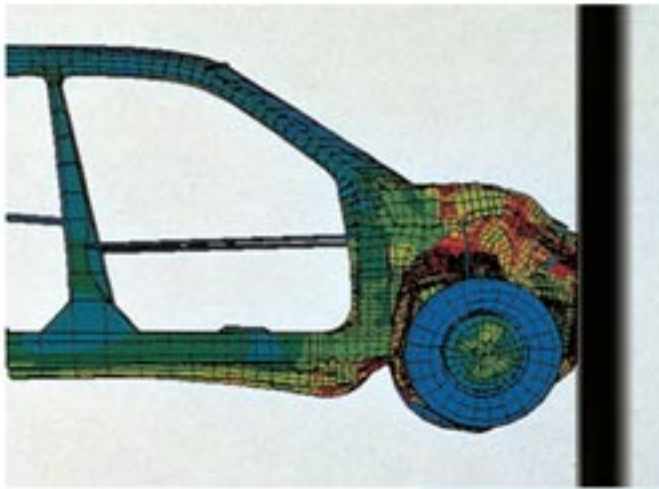


Fuel efficient 4G18, SOHC 16-valve Multi-Point Injection


Generating up to 110PS of power, the 16-valve SOHC 1.6 liter engine with ECI-MULTI (Electronically Controlled Multi-Point Fuel Injection) has torque to get you quick off the block and power to keep you in the fast lane.

RISE Body


From bumper to bumper, the Lancer was designed with safety in mind, starting off with the RISE (Reinforced Impact Safety Evolution) body. Built to protect occupants, it features front and rear crumple zones that absorb impact and diffuse damage. In contrast, the cabin and doors have been reinforced with rigid beams that hold their shape and redirect impact energy from you and your passengers.



Crush Zone

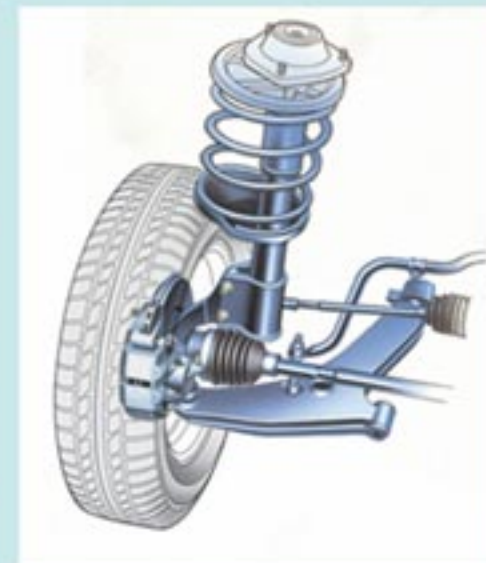


Side Impact Beam



Suspension

The Lancer's precision-balanced road handling is the result of a comprehensive approach. Ideally matching the rigid body design with the all-wheel independent suspension system achieves excellent straight-line stability and cornering performance that's nothing short of total driving control. Gleaned from some of the world's most challenging courses, the **rally-proven suspension system** incorporates **front McPherson struts and a rear multi-link system**. The front assembly features a lower roll center for additional stability and control when accelerating into corners. Re-tuned for a smoother, and more predictable response, the rear suspension's increased rebound and the optimized link positioning of the three arms work to achieve a supple ride on a variety of road surfaces. Behind the wheel, passionate drivers benefit from the extremely well-balanced system that appreciates the need for excellent performance and comfortable driving.



Front McPherson
Strut Suspension



Rear Multi-Link
Suspension

Lancer MX features:



- 4-Spoke Leather-Wrapped Steering Wheel
- Black Wood Panelling



- Front Adjustable Armrest



- Center Console with CD Compartment



- Map Lamps



- Overhead Compartment



- Dealer Option MMAD Single In-Dash DVD/MP3/CD Player and Tuner Plus Dealer Option 1 DIN High Resolution LCD Monitor



- Fog Lamps



- Genuine Leather Seats
- Moulded Door Sidings with Leather Insert



- Dual SRS Airbags



- Dealer Option MMAS Keyless Entry



- Back-Up Sensors



Lancer GLS CVT



Lancer GLX M/T

Standard for all models:



- New 8-Spoke 15" Aluminum Wheels with 195/60 R15 Tires



- Rear Seat Armrest with Cup Holders



- Rear Demister
- 3rd Brake Lamp



- Center Console Cup Holders



- Roof-Mounted Antenna

Lancer GLS features:



- 4-Spoke Urethane Steering Wheel
- Black Panelling



- Black High-Grade Fabric Seats



- Driver Side Airbag



- Dealer Option MMAD In-Dash CD Player and Tuner with 4-Speakers



- Dealer Option MMAS Keyless Entry



- Back-Up Sensors

Lancer GLX features:



- 4-Spoke Urethane Steering Wheel
- Black Panelling



- Black High-Grade Fabric Seats



- Driver Side Airbag



- Dealer Option MMAD In-Dash CD Player and Tuner with 4-Speakers



- Dealer Option MMAS Keyless Entry

MX	GLS	GLX M/T
INVECS-III CVT 6-SPEED SPORTRONIC		

DIMENSIONS		
Overall Length	(mm)	4535
Overall Width	(mm)	1695
Overall Height	(mm)	1445
Wheelbase	(mm)	2600
Track (Front/Rear)	(mm)	1470 / 1470
Ground Clearance	(mm)	165
Turning radius	(m)	4.9
Curb Weight	(kg)	1145
Tires		195 / 60 R15 88H
Wheels		15.0" x 6.0"JJ
Fuel Tank Capacity	(liters)	50

ENGINE		
Model & Type		4G18, SOHC, 16V
Fuel System		ECI Multi-Point Injection EURO 2 Compliant
Displacement	(cc)	1584
Compression Ratio		9.5:1
Max. Output	PS/rpm	110 / 6200
Max. Torque	Kg-m/rpm	14.1 / 4500

STEERING		
Gear Type		Rack & Pinion
Power Steering		Standard
Steering Wheel		4-Spoke Leather-Wrapped
Tilt Adjustment		Standard

TRANSMISSION		MX/GLS	GLX	
Model		INVECS III-CVT SPORTRONIC	Manual, 5-speed	
Drive Mode		2.319 - 0.445		
Gear Ratios	Reverse	2.588	1st	3.583
	Final	5.686	2nd	1.947
	Sportronic	Standard	3rd	1.343
			4th	0.976
			5th	0.804
		Reverse	3.416	
		Final	4.052	

BRAKES			
ABS/EBD	4-Channel, 4-Sensor with EBD	n/a	n/a
Front	15" Ventilated Discs		
Rear	14" Solid Discs		

SUSPENSION	
Front	McPherson Struts with Coil Springs & Stabilizer Bar
Rear	Independent Multi-link with Stabilizer Bar

INTERIOR

LANCER MX
 • Black Leather Seats • Black Wood A/C Panel • Rear Headrest • 2-Layer Center Console with Adjustable Armrest • Rear Armrest with Cupholders • Power Door Mirrors • Chrome Interior Door Handles • Power Windows • Power Doorlocks

LANCER GLS
 • Black High-Grade Sports Fabric Seats • Black A/C Panel • Rear Headrest • Center Console with Cupholders • Rear Armrest with Cupholders • Power Door Mirrors • Color-Keyed Interior Door Handles • Power Windows • Power Doorlocks • Color-Keyed Scuff Plates

Lancer GLX
 • Black High-Grade Sports Fabric Seats • Black A/C Panel • Rear Headrest • Center Console with Cupholders • Rear Armrest with Cupholders • Power Door Mirrors • Color-Keyed Interior Door Handles • Power Windows • Power Doorlocks • Color-Keyed Scuff Plates

EXTERIOR

Lancer MX
 • Rear Demister • Chrome Exterior Door Handles • Side Skirts • Fog Lamps
 • Windshield Black Moulding • Multi-Reflector Headlamps • Chrome Tailpipe Finisher
 • Black Grille with Chrome Line • Roof-Mounted Antenna

Lancer GLS & GLX
 • Rear Demister • Color-Keyed Exterior Door Handles
 • Windshield Black Moulding • Multi-Reflector Headlamps
 • Black Grille • Roof-Mounted Antenna • Chrome Tailpipe Finisher (GLS)

DEALER OPTION

- Mit-Air CFC Free Aircon System
- MMAS Keyless Entry with Anti-Theft System
- Back-Up Sensors (MX/GLS)
- MMAD Single In-dash DVD/VCD/CD/MP3/MPEG4 Player and Tuner with 6-Speakers Plus 1 DIN High Resolution LCD Monitor (MX)
- MMAD Single In-dash CD Player and Tuner with 4-Speakers (GLS/GLX)

SAFETY

- Dual SRS Airbags (MX) • Driver Side Airbag (GLS & GLX) • Front 3-pt. ELRx2
- Rear 3-pt. ELRx2 + 2-pt. Lap Belt • Side Impact Beams • Laminated Windshield

1. Mitsubishi Motors Philippines Corporation reserves the right to alter any specifications without prior notice.
 2. Photos shown in this brochure may slightly differ from the actual unit.

On Quality:

We seek excellence in our products and services and recognize that customer satisfaction is the essence of our mission

© October 2006 - LANCER 1.6_04 Mitsubishi Motors Philippines Corp.

